

TEST RESULTS

Hyundai ix35

Hyundai ix35 2.0 diesel 'Style', LHD

2010




ADULT OCCUPANT



CHILD OCCUPANT



PEDESTRIAN



SAFETY ASSIST

ADULT OCCUPANT

Total 32 pts | 90%

FRONTAL IMPACT

15,2 pts



Driver




Passenger

SIDE IMPACT CAR


7,5 pts

SIDE IMPACT POLE

6,6 pts



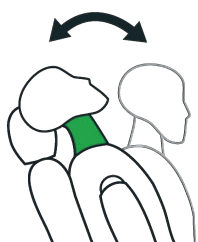
Car



Pole

REAR IMPACT (WHIPLASH)

3 pts



	GOOD
	ADEQUATE
	MARGINAL
	WEAK
	POOR

FRONTAL IMPACT

HEAD

Driver airbag contact	stable
Passenger airbag contact	stable

CHEST

Passenger compartment	stable
Windscreen Pillar rearward	4mm
Steering wheel rearward	none
Steering wheel upward	4mm
Chest contact with steering wheel	none

UPPER LEGS, KNEES AND PELVIS

Stiff structures in dashboard	none
Concentrated loads on knees	none

LOWER LEGS AND FEET

Footwell Collapse	none
Rearward pedal movement	brake - 62mm
Upward pedal movement	brake - 31mm

SIDE IMPACT

Head protection airbag	Yes
Chest protection airbag	Yes

WHIPLASH

Seat description	Standard cloth, 4 way manual
Head restraint type	Reactive
Geometric assessment	1 pts

TESTS

- High severity	1,9 pts
- Medium severity	1,9 pts
- Low severity	2,5 pts